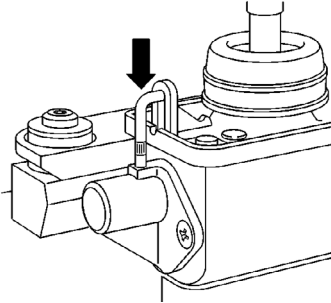


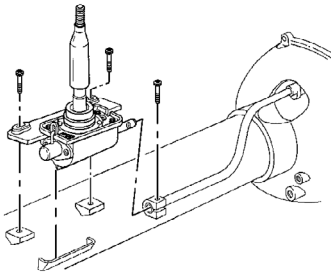


Shift Linkage Adjustment

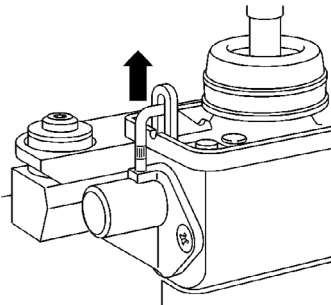
Phone: 800-406-1109 | www.rpmtransmissions.com



1. Apply the parking brake.
2. Remove the shifter closeout boot.
3. Place the shifter into NEUTRAL.
4. Press down to engage the shifter neutral lock pin.



5. Loosen the transmission shift rod clamp bolt.
6. Loosen the shifter mounting bolts.
7. Check that the shifter locator (on the underside of the shift control) is installed into the shifter bracket on the side of the drive-line support assembly.
8. Tighten the shifter mounting bolts to 30 Nm (22 lb ft).
9. Tighten the transmission shift rod clamp bolt to 30 Nm (22 lb ft).



10. Lift to release the shifter neutral lock pin.
11. Install the shifter closeout boot.
12. Release the parking brake.

Note: 4 quart capacity of Dexron III

At the first sign of any problems, give us a call at 800-406-1109

RPM Transmissions warrants that each transmission manufactured or sold by RPM Transmissions will be free from defects in material and workmanship under normal use for a period of 90 days. RPM Transmissions' sole obligation under this warranty shall be to repair or replace, at its option, the defective transmission at no charge to the customer. Under no circumstance will RPM Transmissions be liable for any oil, towing, labor or rental vehicle charges.

As a condition of this warranty the customer must return any allegedly defective product, freight prepaid to RPM Transmissions, accompanied by a packing slip indicating the shipper, a copy of the original invoice. This warranty does not apply to unsatisfactory product performance which is attributed in whole or in part, to any factor, condition or circumstance other than defects in material or workmanship. Without limiting the foregoing, this warranty shall be null and void if repair or replacement is required because of improper installation, accident, physical or electrical stress, neglect, misuse or any other cause other than the ordinary and intended use for which the product was designed, or if the product has been dismantled, altered or repaired by the customer or by any third party. This warranty expressly does not cover loss or injury from the use of the product.

RPM Transmissions | www.rpmtransmissions.com

1426 W 53rd St. Anderson, IN 46013 | Phone: 800-406-1109 | Email: rpm@rpmtransmissions.com